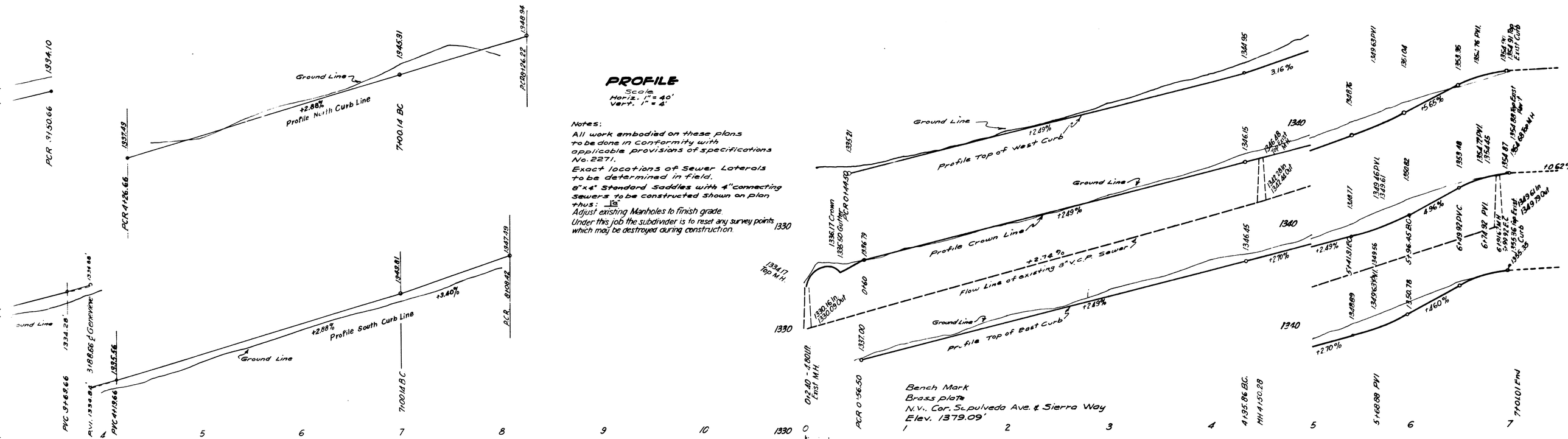

PROFILE

Scale
Horiz. 1" = 40'
Vert. 1" = 4'

Notes:

All work embodied on these plans to be done in conformity with applicable provisions of specifications No. 2271.

Exact locations of Sewer Laterals to be determined in field.

8"x4" Standard Saddles with 4" connecting Sewers to be constructed shown on plan thus: [8"]

Adjust existing Manholes to finish grade.

Under this job the subdivider is to reset any survey points which may be destroyed during construction.

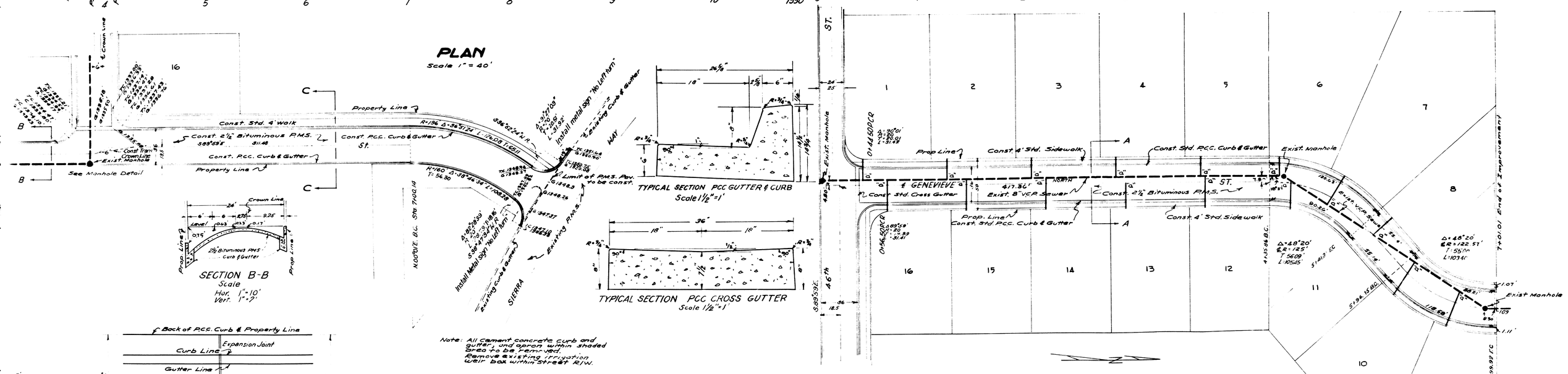

SECTION B-B
Scale
Hor. 1" = 10'
Vert. 1" = 2'

TYPICAL SECTION PCC GUTTER & CURB
Scale 1½" = 1'

TYPICAL SECTION PCC CROSS GUTTER
Scale 1½" = 1'

Note: All cement concrete curb and gutter, and apron within shaded area to be removed. Remove existing irrigation weir box within street R/W.

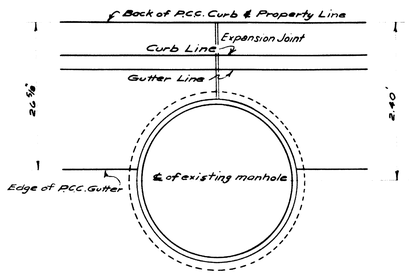

MANHOLE DETAIL
Scale 1" = 1'

DEPARTMENT OF ENGINEERING
CITY OF SAN BERNARDINO

IMPROVEMENT PLANS
TRACT NO. 4693

SUBMITTED BY Foulke & Campbell Chas. L. Foulke R.E. 133
APPROVED Apr. 27, 1955
REFERENCE
DRAWN BY
CHECKED BY
REGISTERED CIVIL ENGINEER NO. 7065
DRAWING NO. 2332
SHEET 1 OF 1 SHEETS